

Royal Borough of Greenwich FOI and EIR Performance report

2022 Calendar Year

Overall FOIs and EIRs for 2022		
Number received	Percentage completed within statutory deadline	ICO Statutory performance requirement
1,675	88%	90%

2020	2021	2022
1,688	1,698	1,675
89%	86%	88%

BY REQUEST TYPE

EIR Requests in 2022		
No. received	No. on time	Percentage
128	114	89%

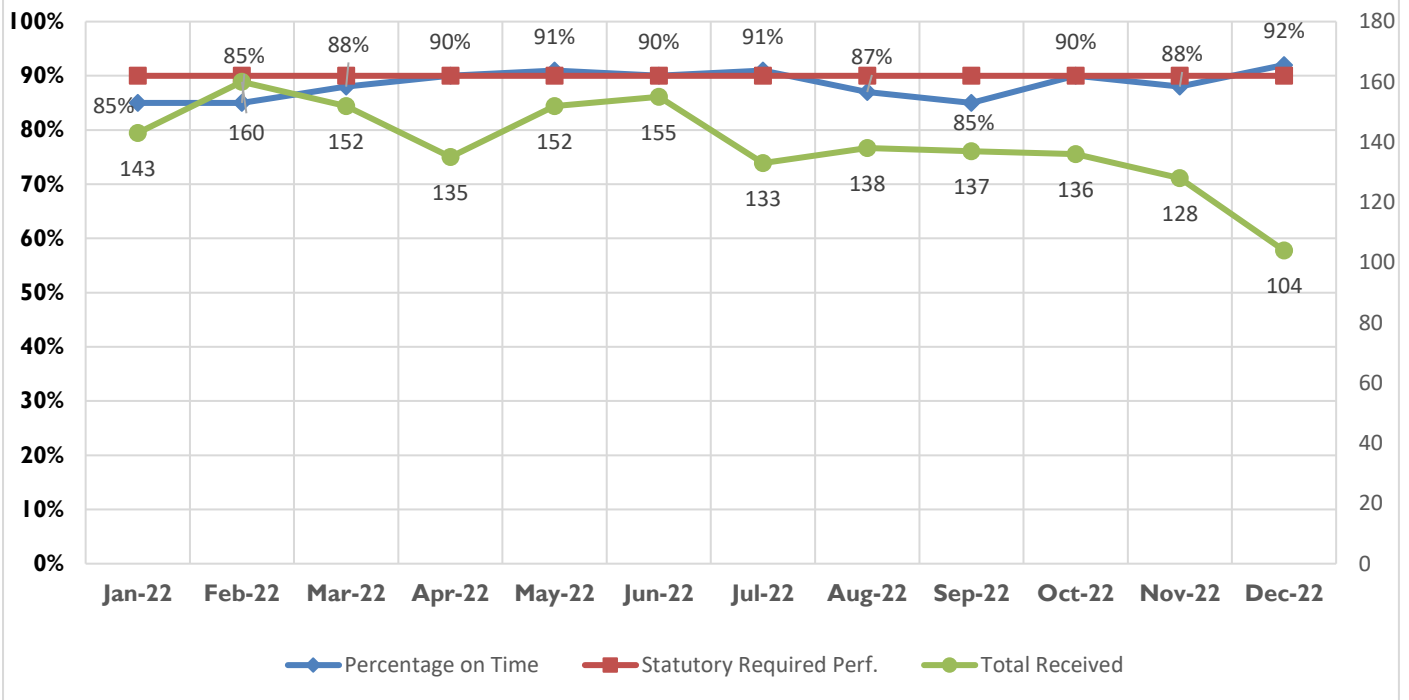
FOI Requests in 2022		
No. received	No. on time	Percentage
1,547	1,373	89%

BY DEPARTMENT

Directorate	No. of requests attributed to department	Closed on Time	Percentage on Time
Children's Services	247	244	99%
Communities and Environment & Transportation (Overall)	398	356	89%
Housing and Safer Communities	450	369	82%
Finance & Legal Services - (Overall)	476	424	89%
Health and Adults	192	192	100%
Regeneration, Enterprise and Skills	228	217	96%

Note that the total above adds up to more than the number received due to multiple departments being jointly assigned to some FOIs/EIRs and also due to the different reporting arrangements for Finance & Legal Services and Communities & Environment directorates.

FOI / EIR performance January 2022 to December 2022

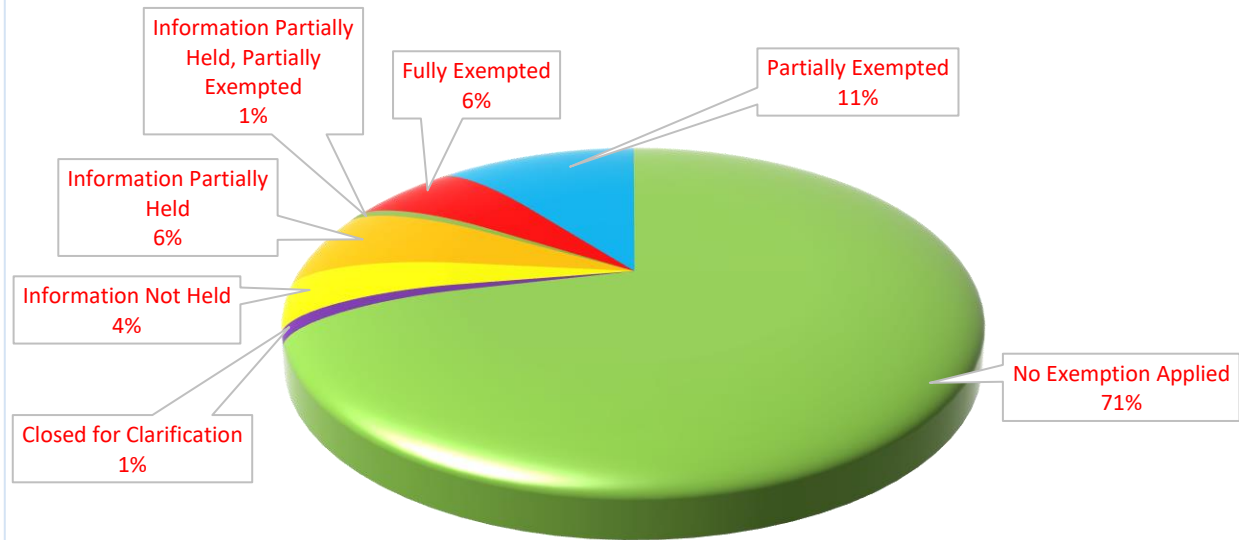


FOI Status report

In line with the ICO’s requirements, we have produced the FOI Status report, as set out below for the 2022 calendar year, recording the instances in which information has either been held, partially held or not held, and where information has been either fully or partially exempted.

Category	Number	%
Information Not Held	61	4%
Information Partially Held	97	6%
Information Partially Held, Partially Exempted	11	1%
Fully Exempted	83	6%
Partially Exempted	159	11%
No Exemption Applied	1070	71%
Closed for Clarification	16	1%

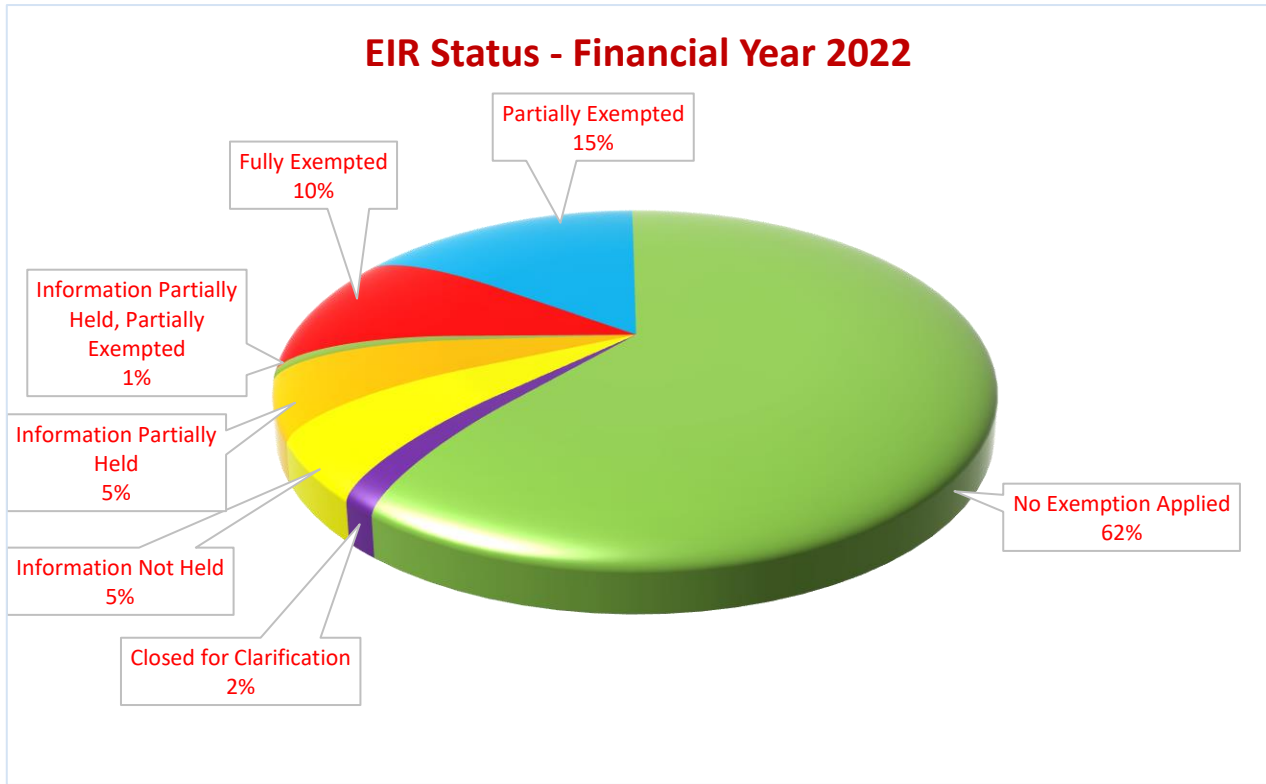
FOI Status - Financial Year 2022



EIR Status report

In line with the ICO's requirements, we have produced the EIR Status report, as set out below for the 2021 calendar year, recording the instances in which information has either been held, partially held or not held, and where information has been either fully or partially exempted.

Category	Number	%
Information Not Held	7	5%
Information Partially Held	7	5%
Information Partially Held, Partially Exempted	1	1%
Fully Exempted	13	10%
Partially Exempted	19	15%
No Exemption Applied	79	62%
Closed for Clarification	2	2%



FOI Internal Review report

In line with the ICO’s requirements, we have produced the report on FOI Internal Reviews for the 2022 calendar year, recording the instances in which any Internal Reviews were either upheld, partially upheld or overturned for the original FOI response. I.e. where an Internal review response is recorded as upheld, the Council is stating that its’ original response was correct.

FOI INTERNAL REVIEWS 2022

FOI Internal Review	2022				
	Upheld	Partially Upheld	Not Upheld	Ongoing IR	TOTALS
Non-Disclosure (Exemption)	15	1	4	0	20
Insufficient Information	18	2	4	0	24
Multiple reasons	1	1	0	0	2
Lateness	1	0	0	0	1
TOTALS	35	4	8	0	<u>47</u>
Total FOI Internal Reviews this calendar year:	<u>47</u>				

EIR Internal Review report

In line with the ICO's requirements, we have produced the report on EIR Internal Reviews for the 2022 calendar year, recording the instances in which any Internal Reviews were either upheld, partially upheld or overturned for the original FOI response. I.e. where an Internal review response is recorded as upheld, the Council is stating that its' original response was correct.

EIR INTERNAL REVIEWS 2022

EIR Internal Review	2022				
REASONS	Upheld	Partially Upheld	Not Upheld	Ongoing IR	TOTALS
Non-Disclosure (Exemption)	6	0	1	0	7
Insufficient Information	3	0	0	0	3
Multiple reasons	0	0	0	0	0
Lateness	0	0	0	0	0
TOTALS	9	0	1	0	<u>10</u>
Total FOI Internal Reviews this calendar year:	<u>10</u>				